








## Standard profile

- Glass tubes and rods available in numerous standard shapes
- Standard length 1,500 mm
- Minimum quantity per dimension = 1 carton
- Other diameters and lengths upon request.



| Profile Type  | Profile No. | Dimensions [mm]     |
|---|-------------|---------------------|
|  | 001         | W 25.00             |
|  | 002         | W 31.00             |
|  | 003         | W 29.00             |
|  | 004         | OD 30.00 / ID 17.00 |






## Special profile





- Glass tubes and rods available in numerous shapes (The list shows an overview of special profiles manufactured in the past).
- Outer diameter > 6 up to 100 mm
- Lengths between 1,200 und 4,000 mm possible (depending on profile and dimensions)
- Minimum order quantities between 500 and 1,000 kg (depending on the profile)
- Development of new profiles (technical test, costs upon request)







| Profile Type  | Profile No. | Dimensions [mm]                                     |
|---|-------------|---|
|  | 005         | W 25.00 / ID 17.00                                  |
|  | 010         | W 20.00<br>W 30.00                                  |
|  | 017         | W 15.00<br>W 20.00<br>W 25.00<br>W 30.00<br>W 35.00 |

These dimensions cannot be selected in any combination of OD, WT, ID and L.

| Profile Type  | Profile No. | Dimensions [mm]  |
|---|-------------|--|
|  | 006         | OD 22.00 / WT 1.00<br>OD 30.00 / WT 2.00<br>OD 40.00 / WT 2.00<br>OD 50.00 / WT 2.50<br>OD 60.00 / WT 2.50<br>OD 70.00 / WT 2.50<br>OD 80.00 / WT 2.50<br>OD 100.00 / WT 3.00<br>OD 120.00 / WT 5.00<br><br>for special lengths:<br>min OD 30.00 / min WT 2.00 |
|  | 028         | H 12.00 / W 25.00<br>H 14.50 / W 29.50   |

| Profile Type  | Profile No. | Dimensions [mm]   |
|---|-------------|---|
|    | 020         | OD 24.00 / WT 1.00 / 12 bars<br>OD 40.00 / WT 2.00 / 14 bars<br>OD 60.00 / WT 2.50 / 14 bars<br>OD 80.00 / WT 3.00 / 18 bars  |
|   | 021         | D 25.00   |
|  | 038         | W 30.00 / WT max. 2.50<br>60 striations<br>W 40.00 / WT max. 2.50<br>60 striations<br>W 60.00 / WT max. 3.00<br>60 striations<br>W 136.50 / WT max. 4.50<br>80 striations |
|  | 040         | OD 16.85 / ID 12.40   |
|  | 049         | W 30.00 / H 12.00   |

| Profile Type  | Profile No. | Dimensions [mm]                         |
|---|-------------|---|
|  | 033         | W 27.00<br>possible range 20.00 – 35.00 |
|  | 041         | SL 29.00                                |
|  | 072         | OD1 140.00 / OD2 68.00<br>WT -3.30      |
|  | 073         | OD1 140.00 / OD2 68.00<br>WT -3.30      |



| Profile Type  | Profile No. | Dimensions [mm]  |
|---|-------------|--|
|    | 056         | SL 30.00   |
|    | 068         | W 10.00<br>W 25.00   |
|    | 070         | W 40.00 / H 14.00  |
|  | 075         | W 30.00 / H 13.50  |
|  | 080         | W 16.60 / ID 9.00<br>OD 16.60 – 40.00 /<br>ID 9.00 – 24.00 |
|  | 104         | W 10.00 – 20.00 / H 5.00 – 8.00                            |

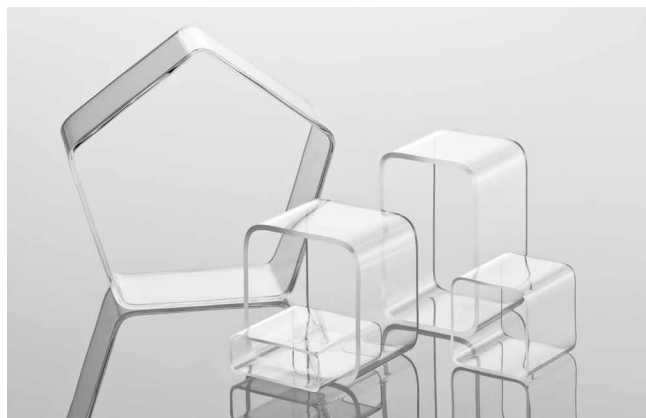


# CONTURAX® Pro

## Standard profile




- Right angle and square tubes available
- Standard length 1,500 mm
- Minimum quantity per standard dimension = 1 carton
- Minimum order quantity for deviations from the standard = 500 kg

| Profile Type  | Profile No. | Dimensions [mm]  |
|---|-------------|--|
|  | 085         | W 44.50 / WT 1.40<br>W 67.80 / WT 2.75                     |
|  | 086         | H 32.40 / W 54.75 / WT 1.75<br>H 58.00 / W 86.50 / WT 2.75 |




## Special profile

- Glass tubes and rods are available in a variety of different shapes (The list shows an overview of special profiles manufactured in the past).
- Possible dimension range (depending on the profile and dimensions):  
OD > 6 up to 100 mm  
L 1,200 up to 4,000 mm
- Minimum order quantities between 500 and 1,000 kg (depending on the profile)
- Other diameters and lengths upon request.

| Profile Type  | Profile No. | Dimensions [mm]               |
|---|-------------|-------------------------------|
|  | 086         | H 19.00 / W 53.50 / WT 1.45   |
|  | 089         | H 132.70 / W 138.80 / WT 2.75 |
|  | 093         | W 100.00 / W 96.00 / WT 3.00  |

These dimensions cannot be selected in any combination of OD, WT, ID and L.



W: Width | H: Height | D: Diameter | SL: Side Length | OD: Outside Diameter | ID: Inside Diameter | WT: Wall Thickness | L: Length

Further dimensions available upon request.  
Requirement: successful technical feasibility test

SCHOTT AG  
Erich-Schott-Strasse 14  
95666 Mitterteich  
Germany  
Phone +49 (0)9633/80-0  
Fax +49 (0)9633/80-614  
info.tubing@schott.com  
[www.schott.com/conturax](http://www.schott.com/conturax)

**SCHOTT**  
glass made of ideas