








Standard profile

- Glass tubes and rods available in numerous standard shapes
- Standard length 1,500 mm
- Minimum quantity per dimension = 1 carton
- Other diameters and lengths upon request.



Profile Type	Profile No.	Dimensions [mm]
	001	W 25.00
	002	W 31.00
	003	W 29.00
	004	OD 30.00 / ID 17.00






Special profile





- Glass tubes and rods available in numerous shapes (The list shows an overview of special profiles manufactured in the past).
- Outer diameter > 6 up to 100 mm
- Lengths between 1,200 und 4,000 mm possible (depending on profile and dimensions)
- Minimum order quantities between 500 and 1,000 kg (depending on the profile)
- Development of new profiles (technical test, costs upon request)







Profile Type	Profile No.	Dimensions [mm]
	005	W 25.00 / ID 17.00
	010	W 20.00 W 30.00
	017	W 15.00 W 20.00 W 25.00 W 30.00 W 35.00

These dimensions cannot be selected in any combination of OD, WT, ID and L.

Profile Type	Profile No.	Dimensions [mm]
	006	OD 22.00 / WT 1.00 OD 30.00 / WT 2.00 OD 40.00 / WT 2.00 OD 50.00 / WT 2.50 OD 60.00 / WT 2.50 OD 70.00 / WT 2.50 OD 80.00 / WT 2.50 OD 100.00 / WT 3.00 OD 120.00 / WT 5.00 for special lengths: min OD 30.00 / min WT 2.00
	028	H 12.00 / W 25.00 H 14.50 / W 29.50

Profile Type	Profile No.	Dimensions [mm]
	020	OD 24.00 / WT 1.00 / 12 bars OD 40.00 / WT 2.00 / 14 bars OD 60.00 / WT 2.50 / 14 bars OD 80.00 / WT 3.00 / 18 bars
	021	D 25.00
	038	W 30.00 / WT max. 2.50 60 striations W 40.00 / WT max. 2.50 60 striations W 60.00 / WT max. 3.00 60 striations W 136.50 / WT max. 4.50 80 striations
	040	OD 16.85 / ID 12.40
	049	W 30.00 / H 12.00

Profile Type	Profile No.	Dimensions [mm]
	033	W 27.00 possible range 20.00 – 35.00
	041	SL 29.00
	072	OD1 140.00 / OD2 68.00 WT -3.30
	073	OD1 140.00 / OD2 68.00 WT -3.30



Profile Type	Profile No.	Dimensions [mm]
	056	SL 30.00
	068	W 10.00 W 25.00
	070	W 40.00 / H 14.00
	075	W 30.00 / H 13.50
	080	W 16.60 / ID 9.00 OD 16.60 – 40.00 / ID 9.00 – 24.00
	104	W 10.00 – 20.00 / H 5.00 – 8.00

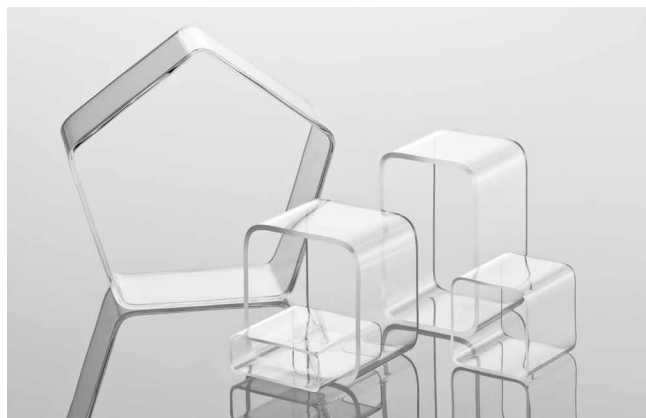


CONTURAX® Pro

Standard profile




- Right angle and square tubes available
- Standard length 1,500 mm
- Minimum quantity per standard dimension = 1 carton
- Minimum order quantity for deviations from the standard = 500 kg

Profile Type	Profile No.	Dimensions [mm]
	085	W 44.50 / WT 1.40 W 67.80 / WT 2.75
	086	H 32.40 / W 54.75 / WT 1.75 H 58.00 / W 86.50 / WT 2.75




Special profile

- Glass tubes and rods are available in a variety of different shapes (The list shows an overview of special profiles manufactured in the past).
- Possible dimension range (depending on the profile and dimensions):
OD > 6 up to 100 mm
L 1,200 up to 4,000 mm
- Minimum order quantities between 500 and 1,000 kg (depending on the profile)
- Other diameters and lengths upon request.

Profile Type	Profile No.	Dimensions [mm]
	086	H 19.00 / W 53.50 / WT 1.45
	089	H 132.70 / W 138.80 / WT 2.75
	093	W 100.00 / W 96.00 / WT 3.00

These dimensions cannot be selected in any combination of OD, WT, ID and L.



W: Width | H: Height | D: Diameter | SL: Side Length | OD: Outside Diameter | ID: Inside Diameter | WT: Wall Thickness | L: Length

Further dimensions available upon request.
Requirement: successful technical feasibility test

SCHOTT North America, Inc.
2 International Drive, Suite 105
Rye Brook, NY 10573, USA
+1 (914)831-2200
+1 (914)831-2201
cstubing@us.schott.com

www.schott.com/conturax

SCHOTT
glass made of ideas