

KL 1500 HAL Light Source

for stereo microscopy



The KL 1500 HAL is a color-neutral professional halogen light source for fiber optic illumination. With the full 150-Watt halogen spectrum of CRI 100, it is designed to offer optimum performance for color-critical measurements.

Features:

- High frequency illumination of 20 kHz
- Sensor interlock at the light guide socket
- LCD Display to monitor color temperature and light intensity
- Swing-in optics for homogenization of light output
- Two-position filter slider

Advantages:

- Maximum lighting intensity of 600 lm
- Color rendering index of 100 for excellent performance
- Continuous dimming from 0-100 %

Technical Specifications:

General		
Part No.		150.700
Dimensions (W x D x H)	(mm) / (inch)	200 x 286 x 147/7.9" x 11.3" x 5.8"
Weight	(kg)	Approx. 4.2
Cooling		Ultra low-noise fan
Electrical		
Operating voltage, frequency		100 – 240 V ~, 50 – 60 Hz
Input voltage	(V)	100 – 240 V
Power consumption	(VA)	180
Protection class light source		I
Overvoltage category		II
Lamp type		Halogen reflector lamp type EFR
Lamp lifetime in ECO Mode	(h)	1,500
Lamp voltage rating	(V)	15
Lamp power rating	(W)	150
Light Output		
Luminous flux	(lm)	600 ¹
Color temperature	(K)	2.000 – 3.400
Active light guide diameter	(mm) / (inch)	Max. 9/max. 0.35"
Certificates		
Conformity		CE UK CA
EMC-class		B

Accessories:

Replacement lamp	Part No.
Halogen bulb 15v / 150W	153.000
Light guide adapter	
For Volpi and Photonic	158.320
Insert filter Ø 28 mm	
Blue	258.302
Red	258.303
Green	258.304
Yellow	258.305
Daylight	258.306
Power cord 1.8 m	
EU Plug: IEC-C13 to CEE 7/7	400.051
US Plug: IEC-C13 to NEMA 5-15	400.052
UK Plug: IEC-C13 to BS 1363	400.053
Swiss Plug: IEC-C13 to SEV1011	400.054

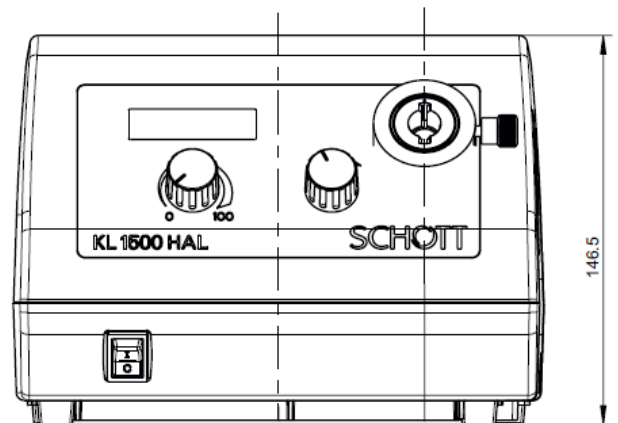
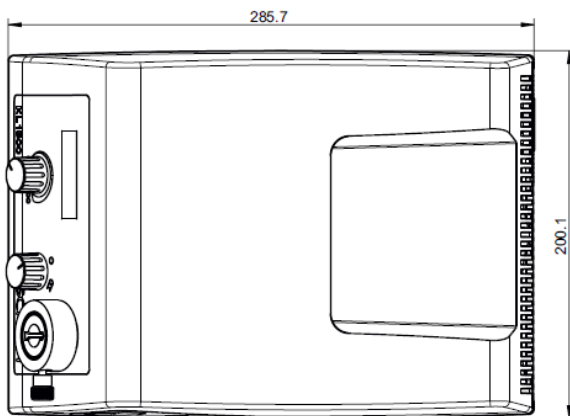
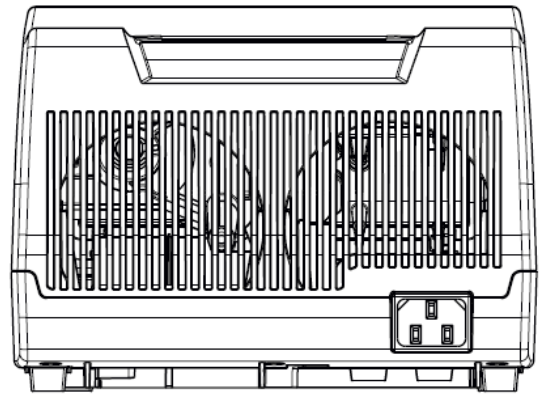
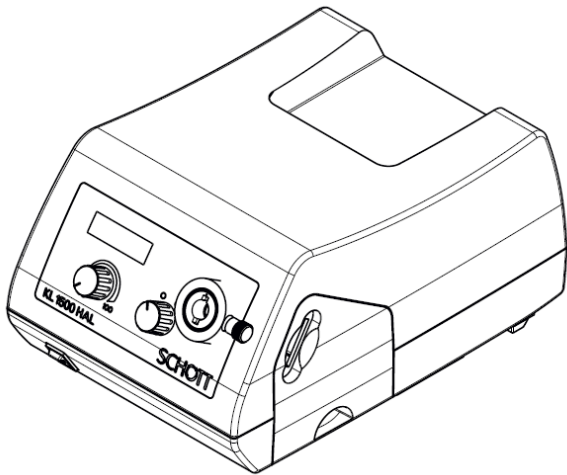
Note: country specific power cord must be ordered separately!

¹ at the output of SCHOTT fiber optic light guide, 1-arm, flexible, Ø 9 mm active, length 1000 mm

We provide a variety of accessories for our KL Series. For details please refer to our system diagrams or according datasheets.



Dimensions



Pictures are provided for illustration purposes only, and may not provide an accurate reflection of the actual product.

All specifications are subject to change without prior notice. This datasheet or any extracts thereof may only be used in other publications with express permission of SCHOTT. © SCHOTT North America, Inc.

Lighting and Imaging
SCHOTT North America, Inc.
122 Charlton Street
Southbridge, MA 01550, USA
Phone: +1-508-765-3211
Fax: +1-508-764-6273
info.microscopy@us.schott.com
www.schott.com/microscopy

SCHOTT
glass made of ideas